

# WELCOME TO CASA DE COVÉS




Dear guests,

Welcome to Casa de Covés! We are very happy to have you at our rural home, a place designed for rest, nature, and disconnection. We hope you enjoy a comfortable, peaceful stay full of great moments.

Below, you'll find some guidelines and rules to help make your experience as pleasant as possible.


---

## General Information:

- Address: Aldea Os Loureiros 95, 15614 Pontedeume, A Coruña.  
 <https://maps.app.goo.gl/A4gDZjdhuurWUeY8A>
- Contact phone number: +34 645 45 62 33. Available 24/7 during your stay. On the day of your arrival, we'll add you to a WhatsApp group with two contacts for any questions or unexpected issues.
- Wi-Fi:  
Network: naranjito  
Password: deportivo
- Check-in: From 5:00 PM. Please check with us in advance in case the house is available earlier. We'll welcome you and explain how the house and facilities work.
- Taxi in Pontedeume: José Manuel Calvo –  +34 635 37 19 10 –  liditrans@hotmail.es  
Available 24/7. If he's not available, he'll call another taxi for you.

---

## House rules

- Respect and tranquility: Please respect the natural surroundings and the neighbors.
- No smoking inside the house.
- No pets allowed, unless previously authorized.
- Responsible use of facilities: Let's all take care of the house, furniture, and appliances.
- Trash and recycling: Use the appropriate bins to separate waste. The nearest collection point is in Campolongo:  
 <https://maps.app.goo.gl/73KrwKnKp42wGjEc7>
- Security: The house has outdoor security cameras. During your stay, only the rear camera and the one facing the vehicle entrance will remain active; the others will be covered. You may cover them as well if you wish. Ground floor windows facing the path have alarms; we'll explain how to deactivate them if you want to open them.
- External visitors: No parties or events allowed without prior authorization.
- Wild animals: Occasionally, especially at night, wild animals like foxes or badgers may approach. We've also seen deer near the house, particularly at dawn or dusk. Keep in mind we are in the middle of nature, right next to a protected natural park. There are no dangerous animals—no wolves or bears. Wild boars have entered before, but the fence is now well protected. Animals usually dig under the lower fence; we've

## CASA DE COVÉS

blocked all but one hole, where we've placed a camera. You can access it via the CloudPlus app—let us know if you're interested. If you prefer to block the hole, there's a large slate stone you can use. However, the animal may just find another spot. You can often spot the badger around midnight, looking for fallen avocados. It's not dangerous, but please don't disturb it. Casa de Covés is also a wonderful place for birdwatching. Eagles are frequently seen soaring above the property, especially on calm, sunny days.

---

### Indoor Facilities

- Kitchen: Fully equipped. Appliance instructions are attached. The stone oven is ornamental and must not be used.
- Living room fireplace: Not recommended during summer months as it significantly raises the indoor temperature. Firewood and fire starters are provided. There is a fire extinguisher in the cleaning supplies cabinet.
- Projector: White remote: Controls the screen. Don't let it touch the floor to keep it steady. Black remote: Controls the projector. It includes major streaming apps, and you can also cast content from your phone.
- Sound system: The house has a SONOS sound system. Download the Sonos S1 app to use it, or stream music directly from Spotify or similar apps.
- Books and board games: Available in various languages. Please return them neatly for others to enjoy.
- Washer and dryer: Free to use. Complimentary detergent provided. Instructions at the end of the document.
- Heating: The house has an arothermal underfloor heating system, set to maintain at least 21°C. Thermostats are zone-based.
- Cleaning: Basic cleaning supplies are in the cupboard under the stairs.
- Water: The house uses well water heated by arothermal energy. Heavy use may temporarily reduce pressure and temperature. Wait 30 minutes for the heater to recover.
- Toilets: Connected to a septic tank, not the sewage system. Please only flush toilet paper—no pads or tampons. Bins are provided in the bathrooms.
- Indoor slippers: Provided for indoor use.

---

### Outdoor Facilities

- Swimming pool: Available during summer. Please use responsibly and supervise children at all times. We'll show you how to use the cleaning robot if you want to keep the pool clean during your stay. The filter runs nightly from 12:00 AM to 6:00 AM. Clean swimsuits and pool towels are available in the laundry room if needed.
- Barbecue: Free to use. Fully extinguish coals after use. A complimentary bag of charcoal and fire starters is in the laundry room.
- Outdoor lights: Turn on automatically at dusk and off at 2:00 AM. Two rechargeable auxiliary lights for the outdoor table are in the laundry room.

## CASA DE COVÉS

- Fruit trees: We'll let you know which trees have edible fruit during your stay. Please consume responsibly. Recently fallen fruit is usually safe to eat.
- Night irrigation: In July and August, the irrigation system runs automatically in zones from 12:00 AM to 7:30 AM.

---

 **Check-out:**

- Check-out time is by 11:00 AM
- Please leave the house tidy.
- Take out the trash.
- Leave the keys in the agreed location.
- Let us know if anything was damaged so we can fix it for future guests.

Thank you for choosing Casa de Covés. We hope you feel at home and come back soon!

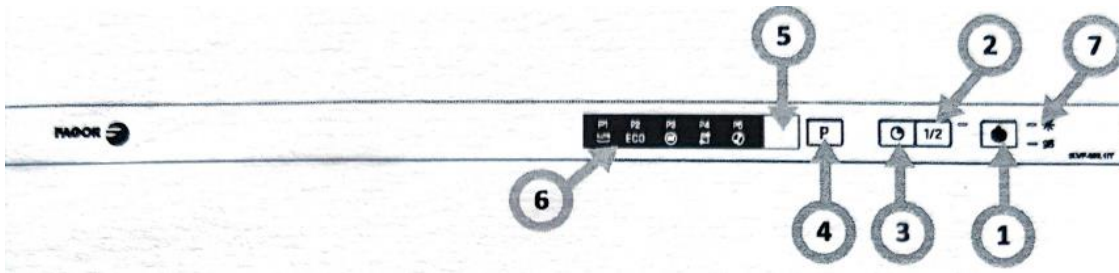
With love,

Alba & Manu

## CASA DE COVÉS

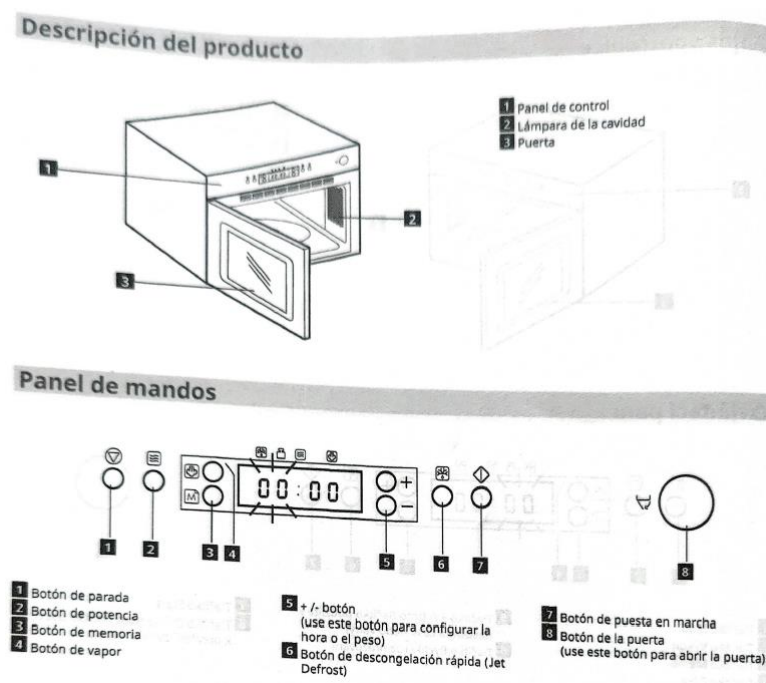
ANNEX: APPLIANCE INSTRUCTIONS

DISHWASHER:



1. Press the button to turn it on; the display will activate.
2. Half load function: For fewer dishes and energy savings; washes only the top or bottom rack depending on the mode.
3. Delay function: Delays start time up to 24h (each press adds 1h).
4. Program: Select the desired program.
5. Display: Shows program, delay time, etc.
6. Program indicators:
  - a. AUTO: Medium to heavy dirt
  - b. ECO: Medium dirt
  - c. 90MIN: Medium dirt, quick wash
  - d. SELF-CLEAN: Dishwasher cleaning
  - e. PARTY: Very light loads

MICROWAVE:



CASA DE COVÉS

## Monitor / Función



### Cocinar y recalentar con microondas

Use esta función para la cocina y recalentamiento normales, por ejemplo, verduras, pescado, patatas y carne.



### Inicio rápido

Esta función sirve para calentar rápidamente alimentos con un alto contenido en agua, como sopas ligeras, café o té.



### Descongelación manual

Siga el procedimiento sobre "Cocinar y recalentar con microondas" y elija una potencia de 160 W al descongelar a mano. Vigile y observe los alimentos con regularidad. Con la experiencia, sabrá cuáles son los tiempos correctos para las diferentes cantidades.



### Descongelación rápida

Utilice esta función para descongelar SÓLO carne, pescado y aves. La descongelación rápida sólo debería utilizarse si el peso neto oscila entre 100 g y 2 kg.



### Memoria

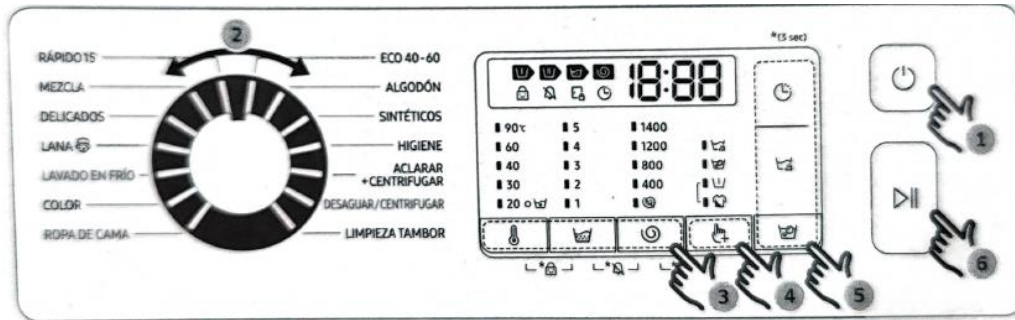
La función de Memoria le permite recuperar de forma fácil y rápida una configuración de su gusto.



### Vapor

Use esta función para alimentos como verduras y pescad

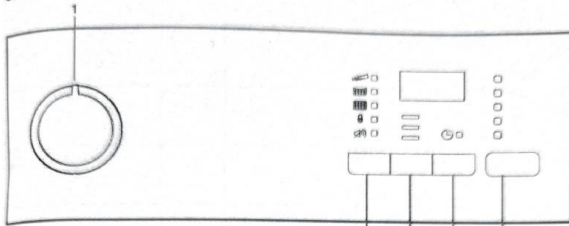
## WASHING MACHINE:



1. Press power.
2. Turn the program selector to choose the desired cycle.
3. Adjust temperature/rinse/spin settings as needed.
4. Press "Options" to add features.
5. Access bubble soak, delayed end, and easy iron as needed.
6. Press start/pause.

## DRYER:

### 5.1 Partes de control



1. Botón de Encendido/Apagado/Selección de programas
2. Botón de Inicio/En espera
3. Botón de Hora de terminación
4. Botón de nivel de secado
5. Botón de selección del volumen del zumbador / tiempo

### 5.2 Símbolos



## CASA DE COVÉS

Dirección: Aldea Os Loureiros, 95. 15614 Pontedeume (A Coruña)

Teléfono: +34 645 45 62 33

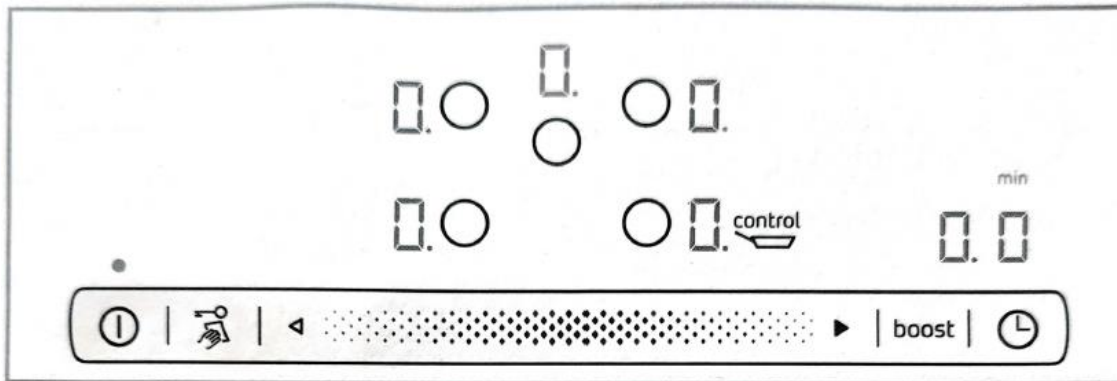
Correo electrónico: casadecoves@gmail.com

Web: www.casadecoves.com

Alojamiento Oficial: VUT-CO-010445

Water tank emptying: It is necessary to empty the water tank after using the dryer.

CERAMIC HOB:



### Sensores de selección

Al encender la placa, se iluminan los sensores de selección que están disponibles en ese momento.

Sensor	Función
ⓘ	Interruptor principal
◀❁▶	Zona de programación
○	Seleccionar la zona de cocción
boost	Función Sprint
🔑	Control de temperatura del aceite
🕒	Temporizador de desconexión / Reloj avisador
🔑	Seguro para niños
🧽	Función Limpieza

## CASA DE COVÉS